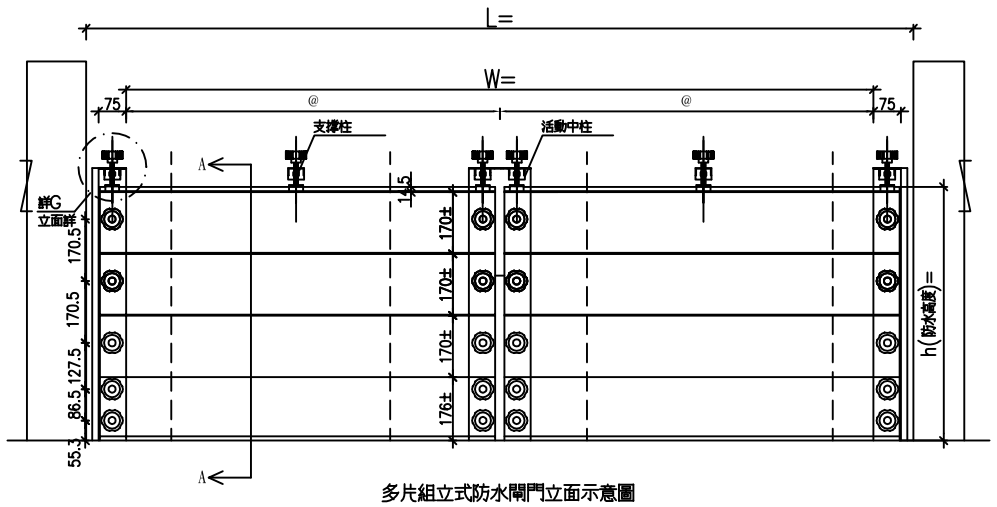

多片組立式防水閘門立面示意圖
(立面門板數僅供參考，實際高度以尺寸表為主)

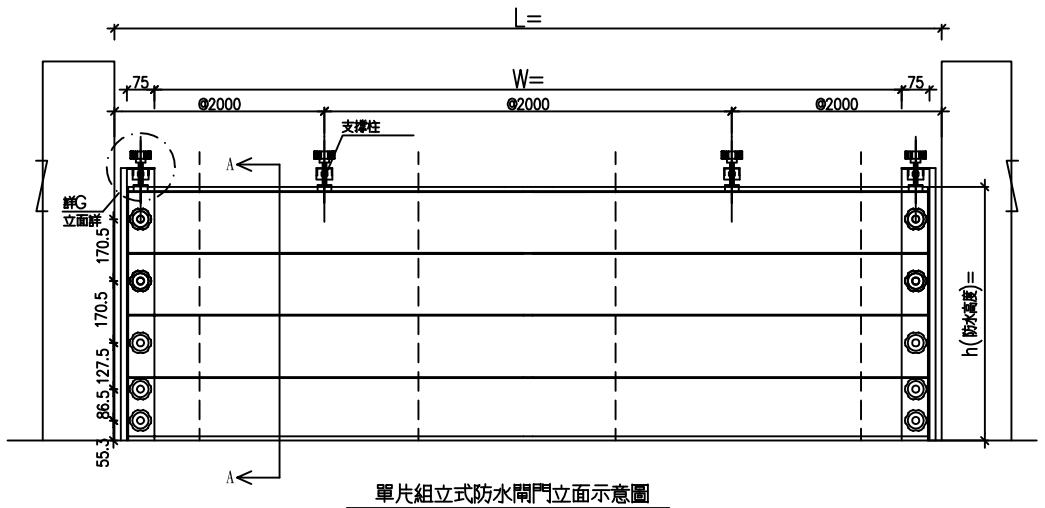

單片組立式防水閘門立面示意圖
(立面門板數僅供參考，實際高度以尺寸表為主)

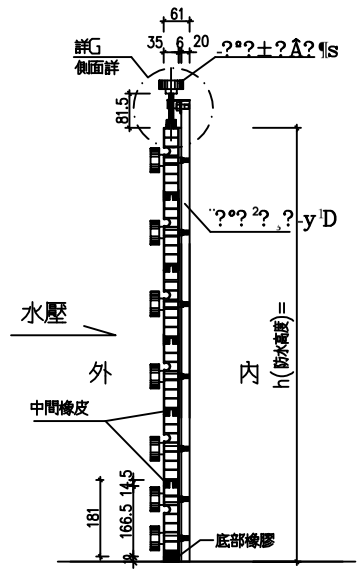

A－A剖面示意圖

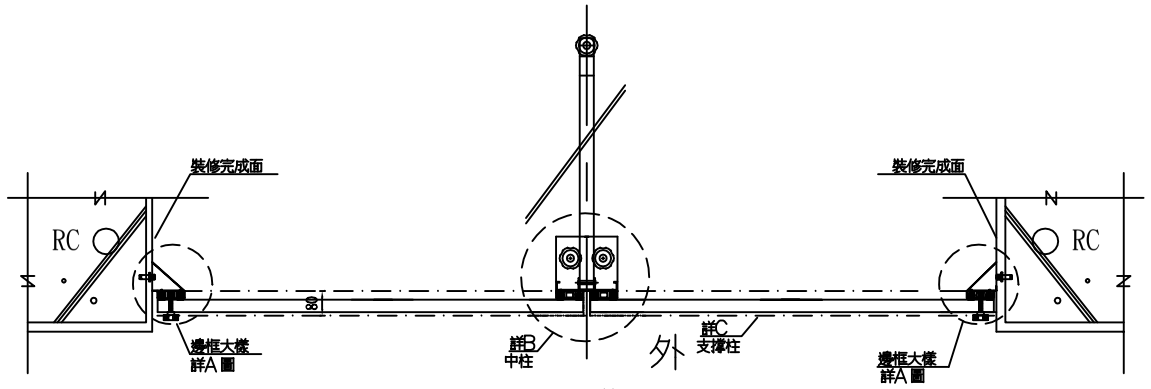

單片組立式防水閘門平面示意圖
(支撐柱之裝設與否及數量另詳規格表)

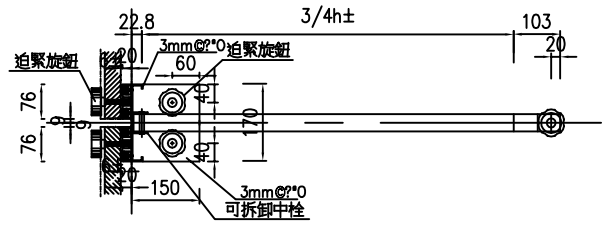

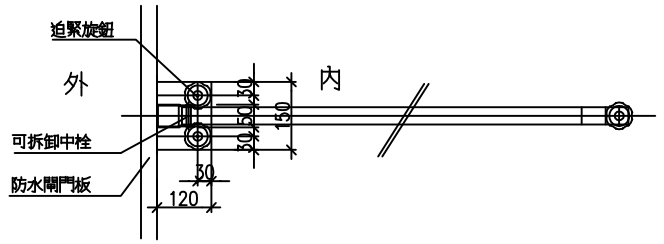

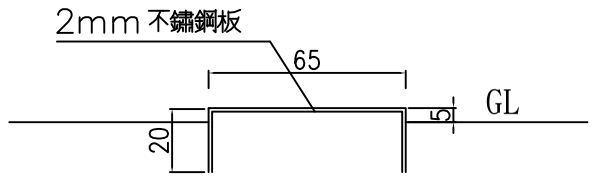

大理石，磨石子地面或平整性相當之地面可不安裝其餘泥作，地磚(有縫)地面須加底框

底框詳圖

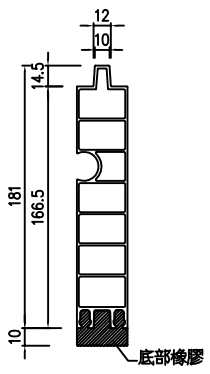

最下層門板
鋁合金門板

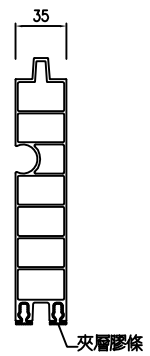

上，中層門板
鋁合金門板

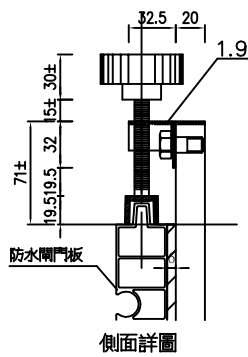

側面詳圖

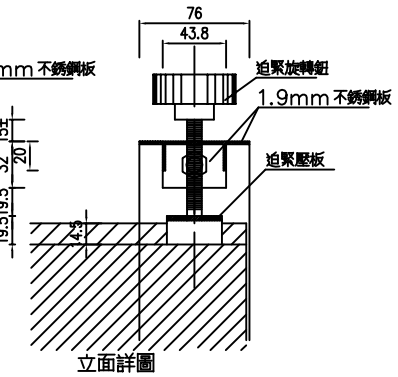

立面詳圖

詳G圖

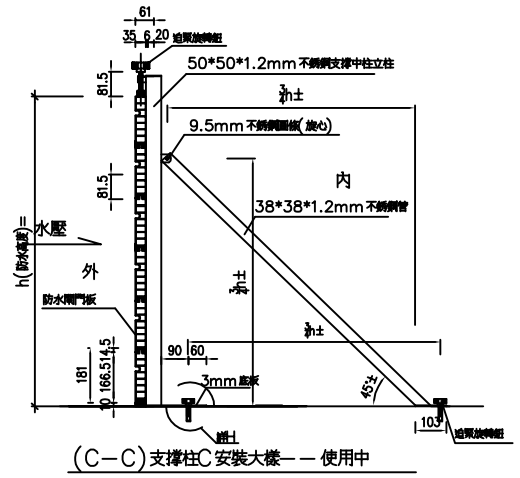

(C－C)支撐柱C安裝大樣－－使用中

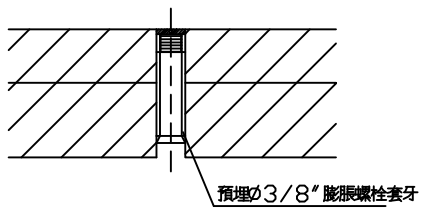

詳H圖(地面固定法大樣)之 A型
RC地坪面鑽孔安裝示意圖

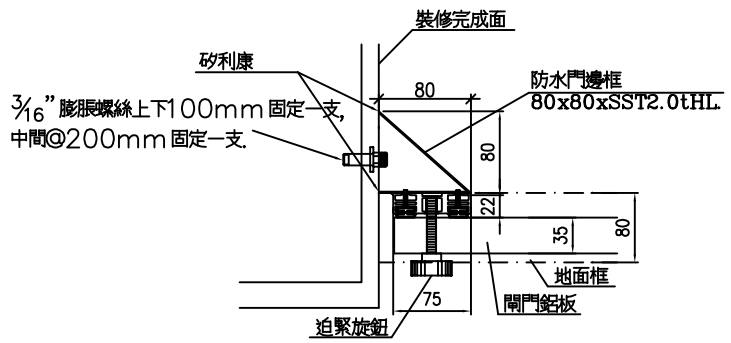

A詳圖 邊框大樣

編號	尺寸 W * H	數量
備註		

施工說明：

1. 施工前，承製廠商需繪製現場施工圖，經本案監造單位簽認核可後，方可製造安裝.
2. 若採不銹鋼材質製品，應符合SUS304(無磁性)之規格.
3. 按裝時土建配合部分：如打石，填縫，補平，粉刷……等.
   .均屬營造廠負責.
4. 承製廠商於驗收後，應檢附出廠證明及壹年保固書.

工程名稱:----新建工程	營造廠	----股份有限公司	弘晟金屬有限公司 TEL:(04)23357255 FAX:(04)23353316	審核		繪圖		訂正記錄									圖面編號
	圖名	插板式防水閘門		單位	mm	日期											